

lesson 1b: more things. 

Oh **Pa, neigh**bors want BREAD.

Pay Shay for the FISH.

Does **V. know** WINE?


The CHEESE is **for Madge, Joe.**

Congrats, **E. (A.)** and THANKS!





o	pane ^h
	pesce ^h
	vino
	formaġġo
	gra ^t zi ^e

o **Pesce, favore!**
Grazie!

o Ask for different things.

 Take the food before saying "thanks".

o front

				
<i>pane</i>	<i>pesce</i>	<i>vino</i>	<i>formaggio</i>	<i>grazie</i>

back



Enjoy shouting!

Shout as loud as you can to practice your new language. Develop confidence and fluency first.

lesson 2a: story sentences. 

Here you learn to say "story sentences" — sentences that describe actions.

THE guy ate an **eel**.

My FATHER likes the **Padres**.*

Ah **med E. co**-founded a DOCTORs hospital.


He IS TALKING to the **Parlia**ment.*

She IS SINGING so she **can't** allow me to.*

o	il
	padre ^h
	mèdico
	parla
	canta

o **Il medico parla.**


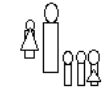


o Who does what?

 Always use "the" with the subject.

* All a are pronounced as in "father".

o

front

				
<i>il</i>	<i>padre</i>	<i>medico</i>	<i>parla</i>	<i>canta</i>

back



The basic form of the verb in Italian is used in the meaning "is VERB-ing" ("is singing, is speaking"), as shown here.



Make sure to do each Study-Step

thoroughly, ONE AT A TIME.

lesson 2b: more actions.



BROTHER, join the **frat, L.O.**

Get a **pad, row, neigh**bor, to the BOSS.

Go to the **ball, La**rry, where he IS DANCING.

Comb prawns if he IS BUYING them.

YES, we **see**.

o fratéll
o padrón^h
balla
compra
si

① **Il padre balla?**
—Si, il padre balla.

② Ask and answer questions about who is doing what.

Here the Pattern is a conversation.

You can use or omit the subject in the answer.

front					
back	fratello	padrone	balla	compra	si

review vocabulary.

<u>people</u>	<u>actions</u>	<u>things</u>	<u>other</u>
father, doctor, brother, boss	is speaking, is singing, is dancing, is buying	chicken, fish, cheese, bread, tea, milk, wine	please, thanks, yes, the

How many English DERIVATIVES can you match with their Italian cognates? grateful, favor; lactate, companion, Pisces; paternal, fraternal, medic, patronize, fancy dress ball; parliament, chant.

You have now learned the two main Sentence-Patterns, with a small vocabulary to use in them. All that remains is to learn more vocabulary (c.5 words at a time), and the variations on the Sentence-Patterns (one at a time).

lesson 1a: asking for things.



① ASSOCIATIONS
connecting the MEANINGS of words with their **pronunciations**

Bring TEA to the **tai**lor.

Play **polo** when eating CHICKEN.

MILK, we like a **lot, Tay**lor.

Father, **vo**te for **Ray**, PLEASE!

① words to learn, in special spelling

té
pollo
latte^h
favore^h

Make your own FLASH-CARDS for ① Word-Quiz.

front				
back	té	pollo	latte	favore

(regular spellings)

② SAMPLE FOR PATTERN-DRILL:
Latte, favore!

Note: "please" must follow the other word.

③ TOPIC FOR FREE SPEECH:
Ask for foods, as in a restaurant.

Ask for one item at a time, using "please" for each.

△ Favore is an important shortcut.

Talk loud and clear!